


ATECHI POWER DIESEL GENERATING SET ACS115(50HZ)

PRIME POWER	92KW / 115KVA
STANDBY POWER	100KW / 125KVA



Generator Ratings

Voltage	HZ	Phase	P.F (COS ϕ)	Standby Amps	Standby Ratings (KW/KVA)	Prime Ratings (KW/KVA)
440/254	50	3	0.8	164	100/125	92/115
415/240	50	3	0.8	173	100/125	92/115
400/230	50	3	0.8	180	100/125	92/115
380/220	50	3	0.8	189	100/125	92/115

Prime Power (PRP): Prime power is available for an unlimited number of annual hours in variable load application, in accordance with GB/T2820-97 (equiv ISO8528) ; A 10% overload capability is available for a period of 1 hour within a 12-hour period of operation.

Standby Power Rating (ESP): The standby power rating is applicable for supplying emergency power for the duration of a utility power interruption. No overload, utility parallel or negotiated outage operation capability is available at this rating.

General Specification

● PERFORMANCE GUARANTEED

Standard series and Weather and Sound Proof Canopy series are designed, Manufactured and tested under strict quality control procedure, to ensure top performance at all times.

● PACKAGED ACCESSORIES

Generator set units are packaged with anti-vibration system, advanced control panel, starting system, synchronizing panel, base fuel tank and other accessories which make ready for power station.

● BASE SKID

Standard built-in anti-vibration system - bonded rubber units fitted as standard which eliminate the need for rubber mats or spring mountings.

● COOLING SYSTEM

Set-mount radiator for ambient temperature of 40°C standard (50°C option); Remote radiator with fan motor or heat exchanger optional.

Engine Specification

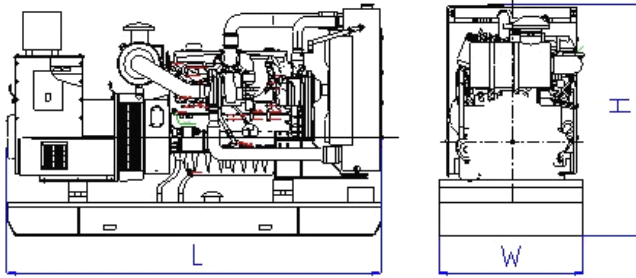
CUMMINS DIESEL ENGINE

Manufacturer / Model:	DCEC Cummins 6BTA5.9-G2, 4-cycle
Air Intake System:	Turbo, Water/Air Cooling
Fuel System:	AD type fuel pump
Cylinder Arrangement:	6 in line
Displacement:	5.9L
Bore and Stroke:	102*120 (mm)
Compression Ratio:	17.0:1
Rated RPM:	1500rpm
Max. Standby Power at Rated RPM:	116KW/157HP
Governor Type:	Electronic
Exhaust Gas Flow:	17.6m ³ /min
Exhaust Temperature:	570°C
Max Back Pressure:	10kPa
Max Intake Restriction:	6.35kPa
Burning Capacity:	8.2m ³ /min
Air Flow:	190m ³ /min
Fuel consumption 100%Prime Load:	25.2L/H
Total Oil Capacity:	16.3L
Oil Consumption:	≤4g/kwh
Engine Oil Tank Capacity:	14.2L
Total Coolant Capacity:	29L
Thermostat:	82-95°C
Max Water Temperature:	104°C

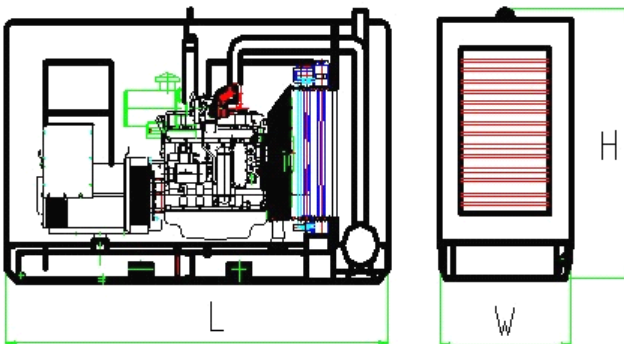
Alternator Specification

Number of Phase:	3
Connecting Type:	3 Phase and 4 Wires, "Y" type connecting
Number of Bearing:	1
Power Factor:	0.8
Protection Grade:	IP23
Altitude:	≤1000m
Exciter Type:	Brushless, self-exciting
Insulation Class, Temperature Rise:	H/H
Telephone Influence Factor (TIF):	< 50
THF:	< 2%
Voltage Regulation, Steady State:	±1%
Alternator Capacity:	120KVA
Alternator Efficiencies:	90.6%
Air Cooling Flow:	0.514m ³ /s

Dimension&Weight



Open Type:ACS115-H5
Dimension(mm):
2130*860*1780(L*W*H)
Weight(KG):1330



Soundproof Type:ACS115S-H5
Dimension(mm):
3230*1170*1800(L*W*H)
Weight(KG):1850

Control System



DSE3110 can be utilised as a Manual or Auto Start Module for single gen-set applications and forms part of DSE's next generation of control modules. The module has been designed to work with electronic and non electronic engines providing advanced engine monitoring and protection features.

The DSE3110 includes a backlit LCD display which clearly show the status of the engine at all times. The module monitors engine speed, frequency, voltage and run hours and also displays warning and shutdown status of the engine.

The module includes six digital inputs and four outputs. Two of the outputs are configurable. The module can either be programmed using the front panel or by using the DSE Configuration Suite PC software.

The module is available in two variants: Magnetic Pick-up and Canbus.

CAN-For use with CAN engines only. Optional frequency(Hz)sensing from main AC alternator for genset applications.

MPU-For use with traditional (non-CAN) engines only. Optional frequency (Hz) sensing from main AC alternator for gen-set applications. Optional Magnetic Pickup speed sensing.



The DSE7220 (Optional) is an Auto Mains (Utility) Failure Control Module. The DSE7220 includes the additional capability of being able to monitor a mains (utility) supply. The module has been designed to start and stop diesel and gas generating sets that include electronic and non-electronic engines.