


## ATECHI POWER DIESEL GENERATING SET ADS410(50HZ)

<b>PRIME POWER</b>	<b>328KW / 410KVA</b>
<b>STANDBY POWER</b>	<b>360KW / 450KVA</b>



### Generator Ratings

Voltage	HZ	Phase	P.F (COS $\phi$ )	Standby Amps	Standby Ratings (KW/KVA)	Prime Ratings (KW/KVA)
440/254	50	3	0.8	590	360/450	328/410
415/240	50	3	0.8	626	360/450	328/410
400/230	50	3	0.8	649	360/450	328/410
380/220	50	3	0.8	684	360/450	328/410

**Prime Power (PRP):** Prime power is available for an unlimited number of annual hours in variable load application, in accordance with GB/T2820-97 (eqv ISO8528) ; A 10% overload capability is available for a period of 1 hour within a 12-hour period of operation.

**Standby Power Rating (ESP):** The standby power rating is applicable for supplying emergency power for the duration of a utility power interruption. No overload, utility parallel or negotiated outage operation capability is available at this rating.

### General Specification

#### ● PERFORMANCE GUARANTEED

Standard series and Weather and Sound Proof Canopy series are designed, Manufactured and tested under strict quality control procedure, to ensure top performance at all times.

#### ● PACKAGED ACCESSORIES

Generator set units are packaged with anti-vibration system, advanced control panel, starting system, synchronizing panel, base fuel tank and other accessories which make ready for power station.

#### ● BASE SKID

Standard built-in anti-vibration system - bonded rubber units fitted as standard which eliminate the need for rubber mats or spring mountings.

#### ● COOLING SYSTEM

Set-mount radiator for ambient temperature of 40°C standard (50°C option); Remote radiator with fan motor or heat exchanger optional.

## Engine Specification

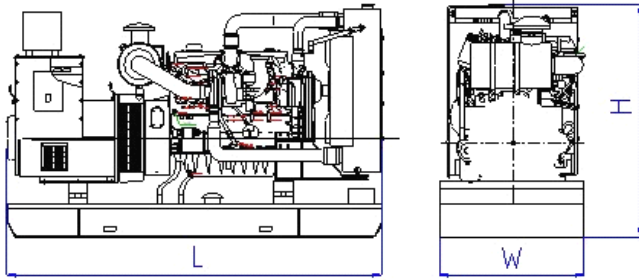
### DOOSAN DIESEL ENGINE

Manufacturer / Model:	DOOSAN P158LE, 4-cycle
Air Intake System:	Turbo, Air/Air cooling
Fuel System:	BOSCH P type fuel pump
Cylinder Arrangement:	8 in "V"
Displacement:	14.618L
Bore and Stroke:	128×142 (mm)
Compression Ratio:	15.0
Rated RPM:	1500rpm
Max. Standby Power at Rated RPM:	414KW/563HP
Governor Type:	Electronic
Exhaust Gas Flow:	78.3m <sup>3</sup> /min
Exhaust Temperature:	606℃
Max Back Pressure:	6kPa
Max Intake Restriction:	6.35kPa
Consumption:	25.3m <sup>3</sup> /min
Air Flow:	854m <sup>3</sup> /min
Fuel consumption 100%Prime Load:	89.3L/H
Total Oil Capacity:	30L
Oil Consumption:	≤4g/kwh
Engine Oil Tank Capacity:	28L
Total Coolant Capacity:	88.5L
Thermostat:	79-94℃
Max Water Temperature:	103℃

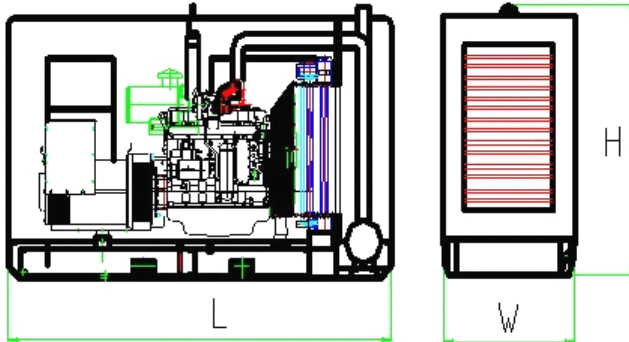
## Alternator Specification

Number of Phase:	3
Connecting Type:	3 Phase and 4 Wires, "Y" type connecting
Number of Bearing:	1
Power Factor:	0.8
Protection Grade:	IP23
Altitude:	≤1000m
Exciter Type:	Brushless, self-exciting
Insulation Class, Temperature Rise:	H/H
Telephone Influence Factor (TIF):	<50
THF:	<2%
Voltage Regulation, Steady State:	±1%
Alternator Capacity:	400KVA
Alternator Efficiencies:	93.4%
Air Cooling Flow:	0.8m <sup>3</sup> /s

## Dimension&Weight



Open Type:ADS410-H5  
 Dimension(mm):  
 3120\*1390\*1700(L\*W\*H)  
 Weight(KG):3000



Soundproof Type:ADS410S-H5  
 Dimension(mm):  
 4630\*1660\*2250(L\*W\*H)  
 Weight(KG):4500

## Control System



DSE3110 can be utilised as a Manual or Auto Start Module for single gen-set applications and forms part of DSE's next generation of control modules. The module has been designed to work with electronic and non electronic engines providing advanced engine monitoring and protection features.

The DSE3110 includes a backlit LCD display which clearly show the status of the engine at all times. The module monitors engine speed, frequency, voltage and run hours and also displays warning and shutdown status of the engine.

The module includes six digital inputs and four outputs. Two of the outputs

are configurable. The module can either be programmed using the front panel or by using the DSE Configuration Suite PC software.

The module is available in two variants: Magnetic Pick-up and Canbus.

CAN–For use with CAN engines only. Optional frequency(Hz)sensing from main AC alternator for genset applications.

MPU–For use with traditional (non-CAN) engines only. Optional frequency (Hz) sensing from main AC alternator for gen-set applications. Optional Magnetic Pickup speed sensing.



The DSE7220 ( Optional ) is an Auto Mains (Utility) Failure Control Module.

The DSE7220 includes the additional capability of being able to monitor a mains (utility) supply. The module has

been designed to start and stop diesel and gas generating sets that include electronic and non-electronic engines.